

RAIL RUNNER II



MODULAR WELDING/CUTTING CARRIAGE WITH INTEGRATED SEAM TRACKING

The **Steelmax® Rail Runner II** is a compact, modular, mechanized carriage which can be custom configured for a variety of welding, thermal cutting and gouging applications on flat or curved plate, tube and pipe. By utilizing a magnetic guide rail and positive rack and pinion drive, the system can be utilized in all welding positions. Ergonomic remote control pendant with simple, easy to find control knobs makes process adjustment possible without the operator lifting their welding hood. A digital display with numeric representation for each motion parameter makes presetting the optimum welding or cutting procedure simple and highly repeatable. The **Rail Runner II** increases arc-on time and produces consistent, high-quality welds and cuts in a fraction of the time required by manual operations. Optional accessories include tactile probe seam tracking and motorized vertical torch slide for automatic torch height control.

The **Rail Runner II** can be used with semi-flexible rail for plate and tank work with a minimum radius of 16' (5m) or adapted to bent ring rail for pipe and tube applications. Standard ring rails are available for tube diameters from 8" (200mm) up to 9.85' (3000mm).

APPLICATIONS

- Trailer manufacturing
- Truck tanks
- Oil & Water storage tanks
- Pressure vessels
- Overlay/Hard facing
- Bridge girders
- Structural steel
- Structural towers
- Panel welding
- Boiler panel fabrication
- Shipbuilding and repairs



Steelmax

The tools of innovation.


MODULAR TRACK WELDING CARRIAGE FROM STEELMAX®

RAIL RUNNER II Technical Specification

Voltage	1~ 42V, 115V, 230V, 50–60 Hz	
Power	120 W	
Welding positions	Horizontal	PA (flat), PB (horizontal vertical), PC (horizontal)
	Vertical	PF (vertical up), PG (vertical down)
Minimum track curvature radius	5 m (16 ft)	
Torch type	MIG/MAG	
Torch diameter	16–22 mm (0.63–0.87"); up to 35mm (1.38") option	
Minimum workpiece thickness	5 mm (0.20")	
Horizontal pulling force	400 N	
Vertical pulling force	400 N	
Horizontal speed	0–300 cm/min (0–120 in/min)	
Vertical speed	0–300 cm/min (0–120 in/min)	
Oscillation type	linear	
Oscillation path	triangle, straight line	
Oscillator arm stroke	0–100 mm (0–3.9")	
Oscillation width	0–50 mm (0–1.9")	
Oscillation speed	0–3000 mm/min (0–118.0 in/min)	
Oscillation delay at center and on ends	0–5 s	
Maximum oscillator pulling force	100 N	
Weight	10 kg (22 lbs)	

FEATURES AND BENEFITS:

- Compact, lightweight design
- Simple, ergonomic remote control pendant with magnetic base and multifunction LED display
- Quick clamping torch holder mechanism:
 - Standard for torch diameters of 16-22 mm (0.63 – 0.87")
 - Optional for larger torch diameters up to 35 mm (1.38")
- Simple, precise torch adjustment
- Automatic ARC ON/OFF initiates welding and travel, simultaneously
- Closed loop control system insures accurate speed and position control
- Improves working environment -removes operator from heat and fumes
- Integrated linear oscillator
- Rack and pinion drive with integrated limit switches
- Improved weld performance
 - Constant travel speed maintains consistent heat input, minimizes distortion and eliminates over welding
 - Minimizes starts & stops in long welds, eliminating the associated weld defects
 - Digital display with numeric representation for each motion parameter makes presetting the optimum welding or cutting procedure simple and highly repeatable



Required accessories:

- SM-PRW-0482-15-02-00-0
Track segment of 6.5 ft (2 m)
- SM-ZSP-0475-56-00-00-0
Magnetic base unit
- SM-DYS-0482-15-01-01-0
Mounting Bracket for Magnet

Optional accessories:

- Motorized Vertical Slide
SM-WC-RR-VS
- Seam Tracking Sensor
SM-WC-RR-ST

Steelmax

The tools of innovation.

For ordering and customer service, or to request detailed product information or demonstration videos, contact:

877-833-5629

STEELMAX.COM

sales@Steelmax.com

Fax: 303-690-9172

