

# PLATE BEVELING MACHINE FROM STEELMAX®

## DBM50 DOUBLE-SIDED PLATE BEVELING MACHINE

### SELF-PROPELLED ROTATING BEVELING MACHINE REDUCES MATERIAL HANDLING

The Steelmax **DBM50** produces accurate high-quality, machined bevels on plate thickness from 1/4" to 2-3/4" (7-70 mm) using a high-speed rotary milling head with replaceable carbide inserts. Infinitely adjustable bevel angle settings from 15 to 60 degrees require no tooling change.


The **DBM50** employs a unique 3D trolley which allows the machine to be quickly inverted to create double-sided X- or K-bevels. Eliminating the need to flip the material improves operational safety and vastly increases productivity. The 3D Trolley features vertical height adjustment and floating compensation for uneven floors.

#### FEATURES

- 180° inversion allows for creation of a double-sided bevel – no need to rotate or flip heavy material. Dramatically reduces material handling costs and improves shop safety
- Rotary milling head with carbide inserts produces accurate high-quality finish without thermal distortion or creation of heat affected zone
- Floating 3D Trolley compensates for uneven floor
- Portable machine can be moved easily throughout the shop

*Optional small plate beveling table available for working with small work pieces.*

*Part # SM-DBM50-1942 ▶*



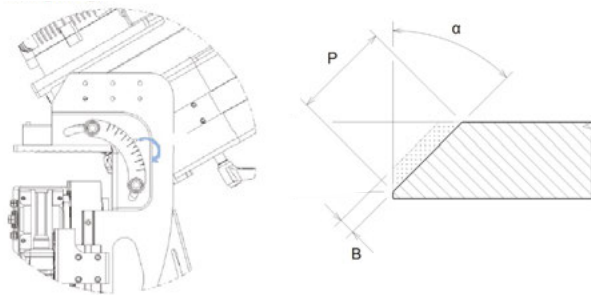
*Accurate and consistent bevel with high-quality milled finish*




*3D Trolley features vertical height adjustment and floating compensation for uneven floors*

**Steelmax**  
The tools of innovation.

<b>DBM50 Technical Specifications</b>	
Part number	<b>SM-DBM50</b>
Milling head motor power	5.36 HP (4000 W)
Voltage	480V, 60Hz, 3 phase
2 Auto-feed motors / each	.16 HP (120W)
Voltage	480V, 60Hz, 3 phase
Automatic feed speed adjustment with inverter:	6" to 43"/min (.17 - 1.1 m/min) Varies with type of material and depth of cut
Material thickness	1/4" to 2-3/4" (7 - 70 mm)
Min. dimension of material	7-7/8" x 3-1/16" (200 x 100 mm)
Max Bevel Width	Varies with angle setting: 2.44" (62 mm) at 15° 1.97" (50 mm) at 45°
Adjustable working angle	15 - 50° infinitely variable
Working Height/ Plate Position	32"-40"(812 mm-1016 mm) above floor with 22" (559 mm) overhang from supports
Weight (with trolley)	386 lbs (175 kg)



Bevel angle $\alpha$	Max. Bevel Width = P
15 - 60°	infinitely variable
15°	2.44" (62 mm) <i>recommended in 3 steps</i>
20°	2.44" (62 mm) <i>recommended in 4 steps</i>
25°	2.20" (56 mm) <i>recommended in 4 steps</i>
30°	2.05" (52 mm) <i>recommended in 5 steps</i>
35°	2.00" (51 mm) <i>recommended in 5 steps</i>
40°	2.00" (51 mm) <i>recommended in 5 steps</i>
45°	1.97" (50 mm) <i>recommended in 5 steps</i>
50°	2.00" (51 mm) <i>recommended in 5 steps</i>
55°	2.00" (51 mm) <i>recommended in 5 steps</i>
60°	2.05" (52 mm) <i>recommended in 5 steps</i>



Top side bevel



Rapid 180° inversion for bottom side bevel



High-speed rotary milling head with replaceable carbide Inserts



# Steelmax

The tools of innovation.

For ordering and customer service, or to request detailed product information or demonstration videos, contact:

877-833-5629

STEELMAX.COM

sales@Steelmax.com

Fax: 303-690-9172

