

# BAND SAWS

HIGH SPEED SAWING SOLUTIONS  
FOR STRUCTURAL STEEL



B I G G E R • F A S T E R • S T R O N G E R



**Peddinghaus**





## Dear Industry Partner,

### Welcome to the World of Peddinghaus – The World of “BETTER”.

In the world of Peddinghaus we aim to be better. Take a look at any of our 5,000+ installations throughout the globe. These fabricators experience reduced costs and higher production using our equipment. Why? Because with Peddinghaus they receive better technology, better service, and better quality than anyone else can provide. These things aren't easy to do, and not every company can guarantee what Peddinghaus does. I am proud that I can say these things because at Peddinghaus we work harder than anyone to give our customers the best. Whether they are located in New York, Los Angeles, or Chicago; they all receive the very same service, spare parts, and support that is second to none.

### Welcome to Partnerships – From Software to Service to Sales.

At Peddinghaus we maintain strong partnerships with industry leaders to ensure your success. Whether this is our relationship with leading software providers (such as Shop Data Systems, Sigmanest, Steel Office, AceCad, Tekla, FabTrol, Design Data, and more) or our partnership with regional sales and support organizations – our goal is to work together to serve you better.

### Welcome to the Peddinghaus Line of Heavy Duty Structural Band Saws – More than just machines.

To some, a band saw is just another step in production; a cutting device that merely separates pieces of steel. At Peddinghaus we recognize that every part of your production relies upon this machine to maintain efficiency. If not properly designed and placed, a band saw can be the downfall of your system's efficiency. Out of date sawing technology, when combined with modern drill lines, coping machines, or CNC layout marking equipment will choke the flow of material to equipment throughout production and hinder your bottom line profitability.

The Peddinghaus line of band saws plays an important role in keeping your shop running. Whether they are placed in tandem with a drill line, a CNC layout marking machine, or as a standalone sawing solution, these machines are built for speed and durability.

I invite you to take a moment to learn what these machines have done for Peddinghaus customers in all corners of the world. I think you will be impressed with what you discover.

### Welcome to Peddinghaus Service – Unmatched Global Support.

At Peddinghaus service is priority number 1. Peddinghaus' global team of customer support representatives are on duty, on call, all the time at our very own 24 hour customer support center. Combined with state-of-the-art remote diagnostic software, readily available local field support professionals, and the industry leading warranty – customer support from Peddinghaus is only a call or a click away.

### Welcome to Peddinghaus – A Tradition of Innovation, a Reputation for Excellence.

My great-grandfather and grandfather perfected Ironworkers during their time with Peddinghaus; then it was my father's turn to pioneer the TDK drill line. In today's world I am proud that we at Peddinghaus continue to offer new solutions for our customers our latest line of band saws. This is only possible through constant innovation, and continuing investment in research and development. I invite you to see why Peddinghaus technology is the chosen provider for steel fabricators the world over.


**Carl “Anton” Peddinghaus**  
Chief Executive Officer - Peddinghaus Corporation





## VERSATILITY OF PEDDINGHAUS BAND SAWS:

- Straight or Miter Cut models
- Designed for the most rugged applications
- CNC measurement options available for standalone production
- Easily placed in tandem with a drill line or a CNC layout marking machine



DESIGNED TO CUT AN ARRAY OF STRUCTURAL SHAPES



BEAM



TUBE



ANGLE



FLAT



PIPE

# DG-1250 DOUBLE MITER BAND SAW


- The DG-1250 double miter band saw is the benchmark for structural steel miter band saw productivity
- Auto adjust support rollers automatically shift in accordance with the cutting head location, providing maximum support while cutting within the mitering range
- The rugged twin column construction eliminates vibration and is critical for cut quality and blade life
- A powerful 20 HP blade motor allows for more aggressive blades, and more material removed simultaneously - providing faster and cleaner cuts
- The DG-1250 works perfectly in tandem as a drilling/sawing cell, or as a standalone cutting system
- Automatic lift and kneel rollers lift material above the cutting surface for optimal material transport, eliminating dragging



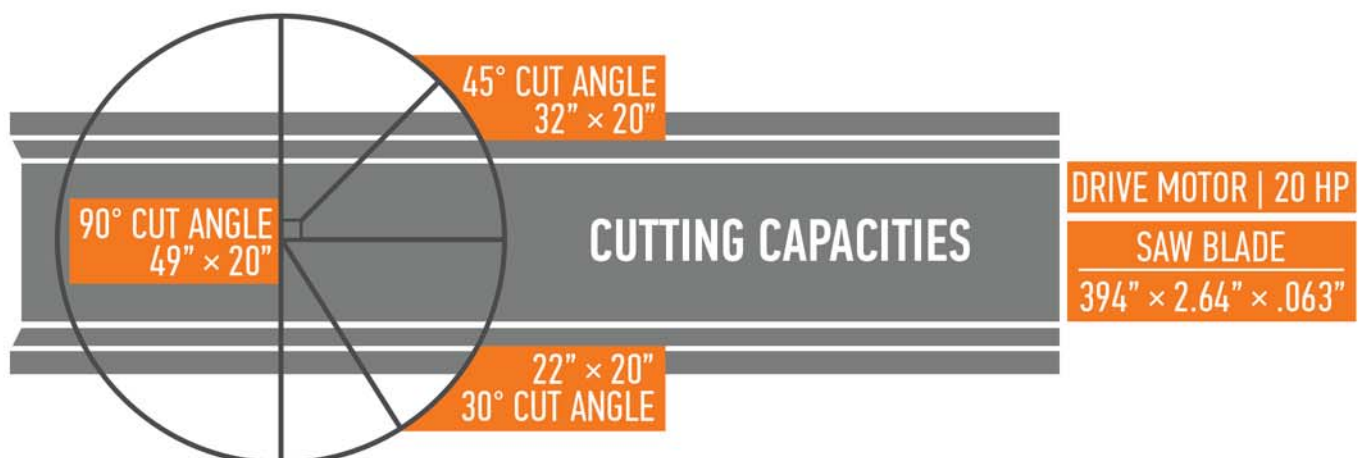
The large diameter blade wheel requires less bending of the blade resulting in a longer blade life



Saw profiles with a 7° attack angle



Equipped with a powerful 20 HP motor for maximum cutting capacity





# DG-1100 DOUBLE MITER BAND SAW



- Full miter capacity—capable of pivoting 60° right and left for unmatched versatility
- Rapid advance technology maximizes efficiency even before the cut occurs
- The rugged twin column construction ensures perfect symmetry during the blade head assembly's approach to material
- The DG-1100 works perfectly in tandem with a drill line or layout marking machine, or as a standalone cutting system
- Automatic material sensing probe finds the material before the blade meets it's surface



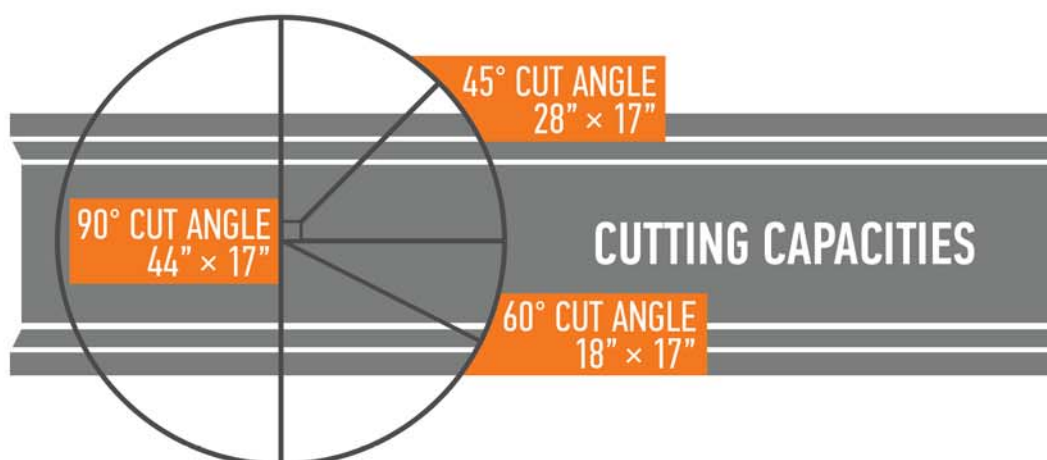
Capable of processing an array of structural profiles



Easily integrates with a Peddinghaus drilling or layout marking system



Laser reference for precise cutting



**DRIVE MOTOR | 12 HP**  
**SAW BLADE**  
 366.14" × 2" × .063"

# 1250-510 STRAIGHT CUT BAND SAW


- The perfect addition to any structural fabricator or steel service center
- Utilizes a robust 20 HP motor allowing for faster cutting times
- Peddinghaus auto feed creates precision feed rates for optimized cutting times, and allows for a rapid blade approach to the surface of material
- A unique lifting and lowering bed mechanism prevents material from dragging on the cutting table, improving the operating life span of your machine tool investment
- Automatic chip collection system for fast and easy maintenance
- Twin column design eliminates vibration and is critical for cut quality and blade life



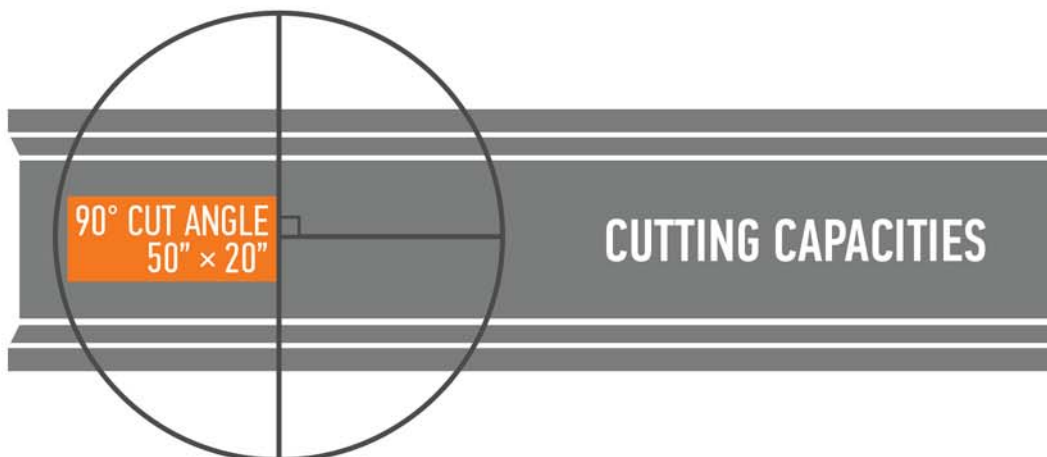
Automatic chip conveyor for streamlined maintenance



Employs rapid blade approach



Laser reference included as standard equipment



CUTTING CAPACITIES

DRIVE MOTOR | 20 HP

SAW BLADE

385.5" × 2.64" × .06"



# THE MULTMASTER MEASUREMENT SYSTEM

## PEDDINGHAUS PUSHES PAST THE COMPETITION

For a tandem installation where a band saw is positioned after the Advantage-2 drill, the system can be equipped with an optional MultMaster measurement system. The MultMaster works as an extension of the Roller Feed measurement system in order to perform cuts which may otherwise require manual positioning and saw engagement for programs with many small pieces.

1. Material is advanced into the system, and the operator engages the machine



3. Before the material exits the drill (which would result in the machine losing automated measurement capabilities) the MultMaster is lowered to conveyor and enters the machine



5. Once adhered to the material, the drill line clamps the MultMaster, and releases material, thus transferring Roller Feed measurement to the MultMaster, which works as an extension of the material in production



7. Once material is clamped in the saw for its final cut, the MultMaster releases material, and returns to its station above the infeed roller conveyor



2. The machine then drills and saws (including trim cut) parts sequentially using the Roller Measurement system of the drill line until the material has nearly exited the machine



4. Once inside the machine, the MultMaster adheres to the material



6. The MultMaster then extends to the saw for the final cuts in a program



8. Before finishing the final cut of a program, the next piece of material can be positioned, and prepared for production - meaning no waiting for a gripper style measurement device to return to a loading position





# THE PEDDINGHAUS ACCUMEASURE

## INDEPENDENT MEASURING & PART MARKING SYSTEM

Looking to place a stand alone saw in your shop? No problem! Roller Feed measurement is available for individual band saws with the application of the AccuMeasure system for precise material measurement.

- The Peddinghaus Roller Feed measurement system allows for automated production - and versatile movement with cross transfers working in both directions
- Separate your saw from your drill and increase production by 20%-30%
- Continuous production with no downtime spent waiting for dated carriage measurement technology
- Comes equipped with SignoScript carbide part marking
- SignoScript allows the operator to decide the depth and orientation of each character that will be placed on the flange of the processed part



***Roller Feed Measurement***



***SignoScript Carbide Part Marking***



***Peddinghaus AccuMeasure System***



# TANDEM SOLUTIONS


## FOR SMALLER FOOTPRINTS



### OPERATING IN TANDEM WITH A DRILL LINE

By placing a Peddinghaus band saw in tandem with a Peddinghaus CNC drill line, operators experience automatic measurement via Peddinghaus' Roller Feed technology.

All parts are measured for tandem processing with the drills' measurement system, meaning only one operator is required for drilling and cutting operations. With less roller conveyor required, fabricators who utilize the tandem system save on overhead shop costs and initial capital investment.



### OPERATING IN TANDEM WITH A LAYOUT MARKING SYSTEM

Peddinghaus systems are completely modular due to their Roller Feed measurement capabilities. By combining the speed of the PeddiWriter CNC layout marking machine and a Peddinghaus band saw, fabricators have the ability to balance their production perfectly.

When operating a band saw with a PeddiWriter CNC layout marking system, all measurement is performed automatically by the PeddiWriter. This not only eliminates the need for an additional measuring unit, but also decreases the amount of space and material handling required to apply the operations of marking and cutting to a profile, thus increasing profits.







# MODULAR SHOP *LAYOUT DESIGNS*

Peddinghaus has designed and manufactured material handling systems for structural steel shop installations around the globe. A cost-effective shop layout can be custom designed for your specific tonnage needs by Peddinghaus' expert Layout Engineers.

## MODULARITY WITH PEDDINGHAUS ROLLER FEED MATERIAL HANDLING

Costs can soar when using an overhead crane or fork truck to move sections from station to station. A fully integrated conveyor and cross transfer system, featuring lift and carry technology, moves beams effortlessly in a multi-directional manner from one station to another - saving valuable man hours per project.

Peddinghaus' Roller Feed design allows shops to grow in phases. The Layout Engineers at Peddinghaus help each fabricator design the shop that best fits their goals for the future. With each piece of conveyor fitting together like a modular puzzle piece, systems can be split apart and moved to make room for new equipment when expansion is necessary.

## SAVE SHOP FLOOR SPACE

Does steel need heat, shelter, or electricity? No! Storing material inside costs you valuable floor space. By loading from outdoors and utilizing Peddinghaus' material handling, your shop can increase productivity and annual tonnage while simultaneously decreasing shop footprint.

By reducing the indoor footprint that steel and material handling can occupy, fabricators can reduce overhead costs and increase overall profit!



Seasoned Layout Engineers assist fabricators in achieving production goals in any scenario.



Cross transfers and Roller Feed systems can be stored outside for loading.



Peddinghaus users commonly employ garage style structures outside of their main welding and fabrication shop.



# BAND SAW USER TESTIMONIALS

## FOUGHT & COMPANY - Tigard, Oregon - USA



"With our DG-1250 saw and Advantage-2 MultMaster measurement system, our productivity has easily increased by 50%, in addition to benefitting from the CNC accuracy. We recently finished an 1,800 ton job and nearly every piece has gone through our new beam and saw line. In the past we would have relied upon two separate drill lines to complete the same amount of work."

Once a job goes beyond the bid stage and becomes reality, steel is needed immediately. You don't have the same amount of time as you used to to complete work. We needed to simplify our processes by combining our methods and streamlining our shop."

**- Terry Weir, Director of Operations**

## DOHERTY STEEL INC. - Paola, Kansas - USA



"We installed the new DG-1250 double miter band saw. We are impressed by its speed and ability to cut some serious steel! Without this type of machinery, productivity isn't as fast as it could be. I've never seen this amount of steel come through our shop before."

**- Chance Doherty, Plant Manager**

"We just installed a new DG-1250 saw that is incredibly fast! Peddinghaus has done a really good job at creating innovative products that fabricators need by listening to customer feedback. No different from our business, it's about taking care of the customer and I believe that's Peddinghaus' top priority."

**- Dennis Doherty, Owner**

## JT STEEL - West Jordan, Utah - USA



"After seeing the the advantages of the Avenger, we had the confidence to invest further in an Advantage-2 drill line with a DG-1100 saw. Our productivity has greatly increased beyond what the Avenger initially had done for us. Steel is moving through the shop faster than ever before! It's amazing to see we are now capable of processing approximately 150 tons of steel in a single shift work week."

**- Dustin Walk, Operations Manager**

## HARRELL'S METAL WORKS - Grenada, Mississippi - USA



"You get what you pay for and with Peddinghaus, I saw quality. I knew in order to grow and increase capacity, I had to get an Advantage-2 drill line in tandem with a DG-1100 saw. As soon as we turned the machines on and the first few beams went through, we were amazed with its speed!"

Like Peddinghaus, we want people to do business with us because of our quality of work and how we treat our customers throughout the process. We are truthful and stand behind our work 100%"

**-Randy Harrell, Owner and Operator**

*These are only a few of the thousands of satisfied Peddinghaus customers located throughout the globe.  
To speak to a Peddinghaus user please contact [marketing@peddinghaus.com](mailto:marketing@peddinghaus.com)*



# ON CALL. ON DUTY. ALL THE TIME.

## 24 Hour Service and Support from Peddinghaus

### 24 HOUR CUSTOMER SERVICE

The Peddinghaus state-of-the-art Service Center continues to grow to serve you even better – and is available 24 hours a day!

- 60+ trained traveling field service technicians for on site assistance
- 20+ knowledgeable telephone technicians
- Complete training facility for operators and programmers


### WEBCAM TROUBLESHOOTING

Each of Peddinghaus' machines are shipped with a simple to use webcam and software. Peddinghaus technicians can view mechanical questions from anywhere in the globe using this latest in customer service technology.

### MODERN REMOTE ASSISTANCE

Peddinghaus' 24 hour tech support center is equipped with modern remote assistance technology. This allows Peddinghaus technicians to remotely diagnose machine questions or issues from anywhere on the globe. With the flexibility of the powerful Siemens control and modern remote internet software, Peddinghaus technicians can view the control screen of a machine in question with ease. Nearly 90% of service issues can be solved without the need for a service visit using this technology.

**24  
HOURS  
HELP  
DESK**



**Peddinghaus Corporation USA**  
300 N. Washington Ave.  
Bradley, Illinois 60915 • USA  
Tel: (+1) 815-937-3800  
Fax: (+1) 815-937-4003  
[www.peddinghaus.com](http://www.peddinghaus.com)

**Peddinghaus Corporation UK Ltd**  
Unit 6 Queensway Link  
Stafford Park 17  
Telford, Shropshire  
UK  
Tel: +44 1952 200 377  
Fax: +44 1952 292 877

**Paul Ferd. Peddinghaus GmbH**  
Hasslinghauser Str. 156  
58285 Gevelsberg  
Germany  
Tel: + 49 (0) 2332 72-0  
Fax: + 49 (0) 2332 72-208

**Peddinghaus Latin America**  
Edificio HQ Torre Alestra  
Ave. Lázaro Cárdenas 2321 Pte.  
Col. Residencial San Agustín  
San Pedro, Garza García C.P. 66260  
Tel: +52 81-1001-7087  
Fax: +52 81-1001-7001

**Peddinghaus Española, S.A.**  
Pol. Industrial Gojain s/n  
01170 Legutiano  
Alava, Spain  
Tel: +34 945 465370  
Fax: +34 945 465526

**SEE BAND SAW VIDEOS  
ONLINE HERE!!!**



Download a QR Code Scanner App for your smartphone and experience Peddinghaus in the palm of your hand!!!



[peddinghaus.com/facebook](https://www.facebook.com/peddinghaus.com)



[peddinghaus.com/twitter](https://www.peddinghaus.com/twitter)



[peddinghaus.com/youtube](https://www.peddinghaus.com/youtube)



[peddinghaus.com/linkedin](https://www.peddinghaus.com/linkedin)